

Quick Reference Guide

Ksmart[®] SARS-COV2 Antigen Rapid Test with the LabPad[®] Evolution.

1 Patient identification

Stand Alone mode

Without patient identification

With a Barcode reader



With a APP for tablet/smartphone/PC

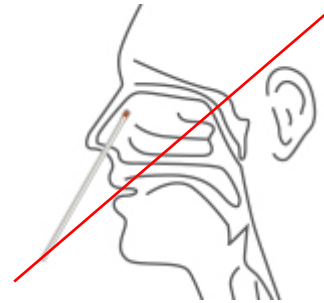


2 Sample processing

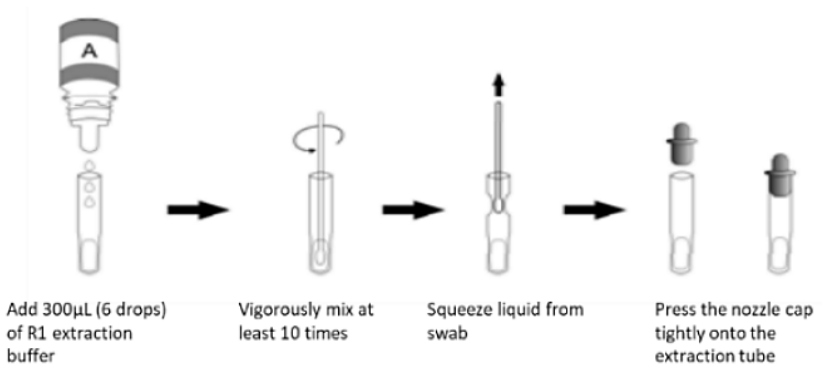
Nasopharyngeal swab specimen



Good collection



Bad collection



Adequate sample processing is mandatory to obtain good results.

Read carefully the IFU of the Ksmart[®] SARS-COV2 Antigen Rapid Test and of the LabPad[®] Evolution before performing a test.



3 Deposit the sample on the Ksmart®.



4 Wait with the Ksmart® horizontally on a dry table.

Standard Mode




Wait until the absorption of the sample is complete in the sample well.

Endpoint Mode



5 Insert the Ksmart® into the LabPad® Evolution.



6 Discard the Ksmart®.

